



Get in the LOOP  
about hearing  
assistive technology



# The “*LOOP*” and it’s many uses

**Presented by:**  
***The Adult Loss of  
Hearing Association (ALOHA)***



This presentation is informal  
so feel free to interrupt and  
ask questions.



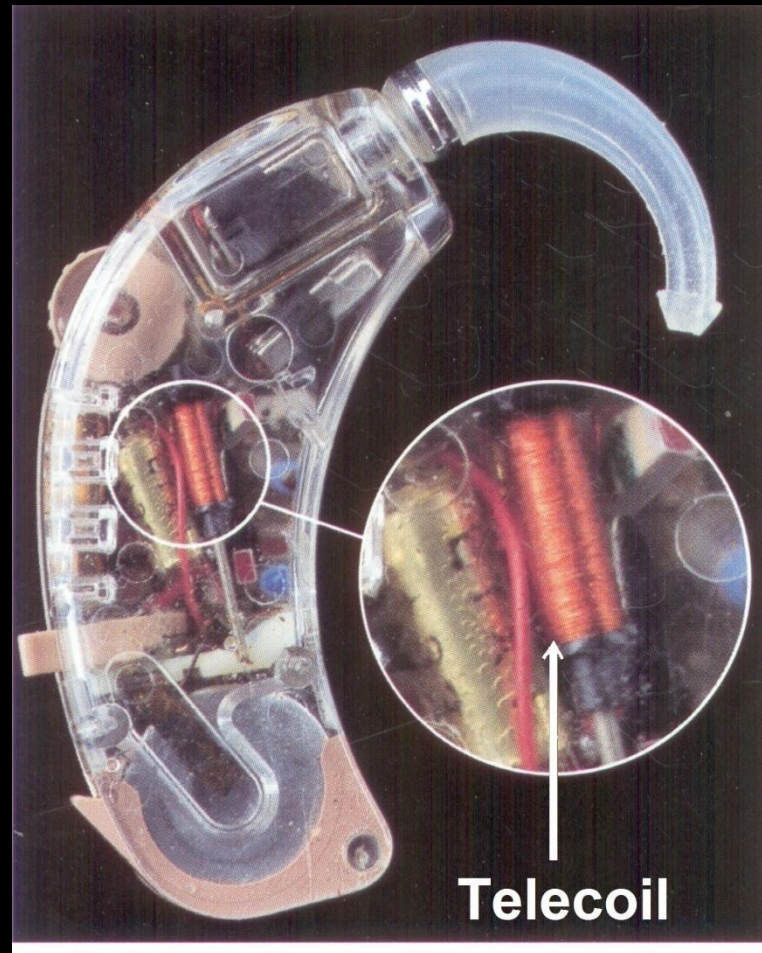
# What is an Induction (or Hearing) Loop?

The “loop” is a wire routed around any area in which someone with a telecoil equipped hearing aid(s) (or Loop Receiver) may be positioned.

Anyone within the “Loop” will hear what is transmitted by the loop amplifier.

The telecoil converts this electromagnetic /induction energy into audible sound.

# Hearing aid with a Telecoil



# Loop Receiver

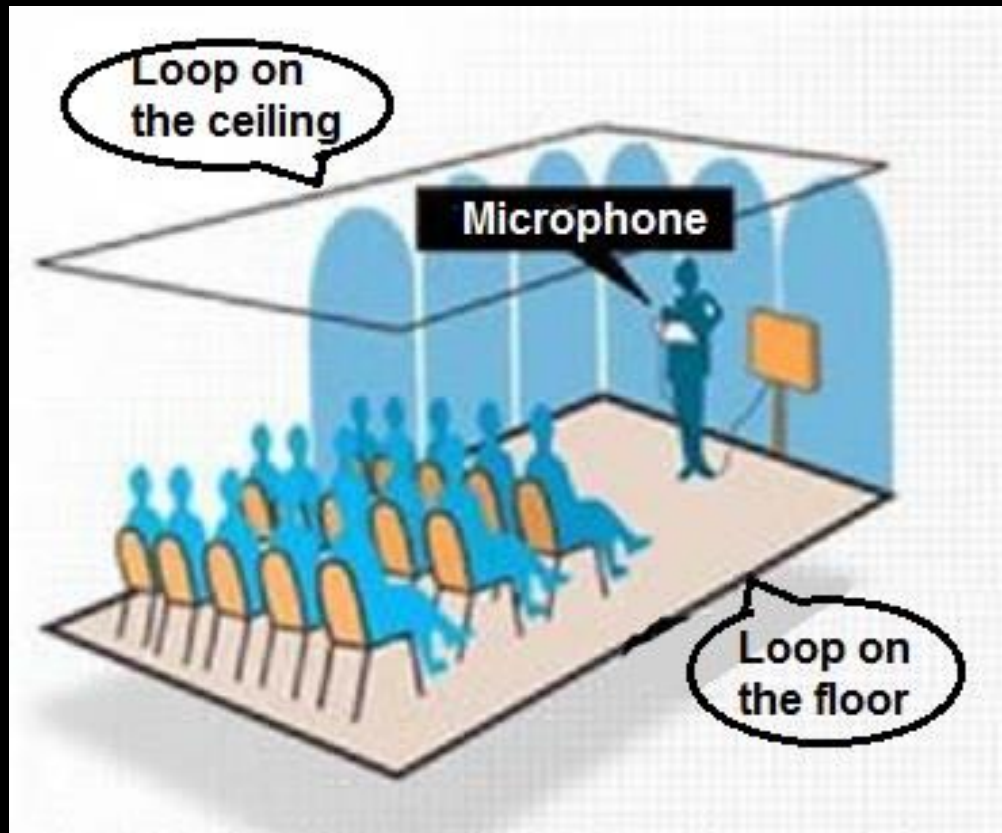
(For use by those who do not have telecoil equipped hearing aids.)



# Types of “LOOPS”

- - Room loop
- - Neckloop
- - Counter Loop
- - Portable Info-loop
- - Loop Pad
- - Clipboard loop

# The Room Loop



# The Neckloop

(Basic style)






# The Neckloop (Amplified model)



# Counter Loop



# Portable “InfoLoop”



# Loop Pad

(AKA "Chair Pad")



**Size: 18" X 18"**  
**with a 35' cord**

# Clipboard Loop




# Ways to use a “Loop”

## Hear on the telephone

- ❖ Telelink adapter (Home phone)
  - - - - Coded telephone
  - - - - Cordless telephone
- ❖ Neckloop (Phone with earphone jack)

# Telelink Adapter (home phone)



# Neckloop (Phones w/earphone jack)





# Ways to use a “Loop”

## Using microphones

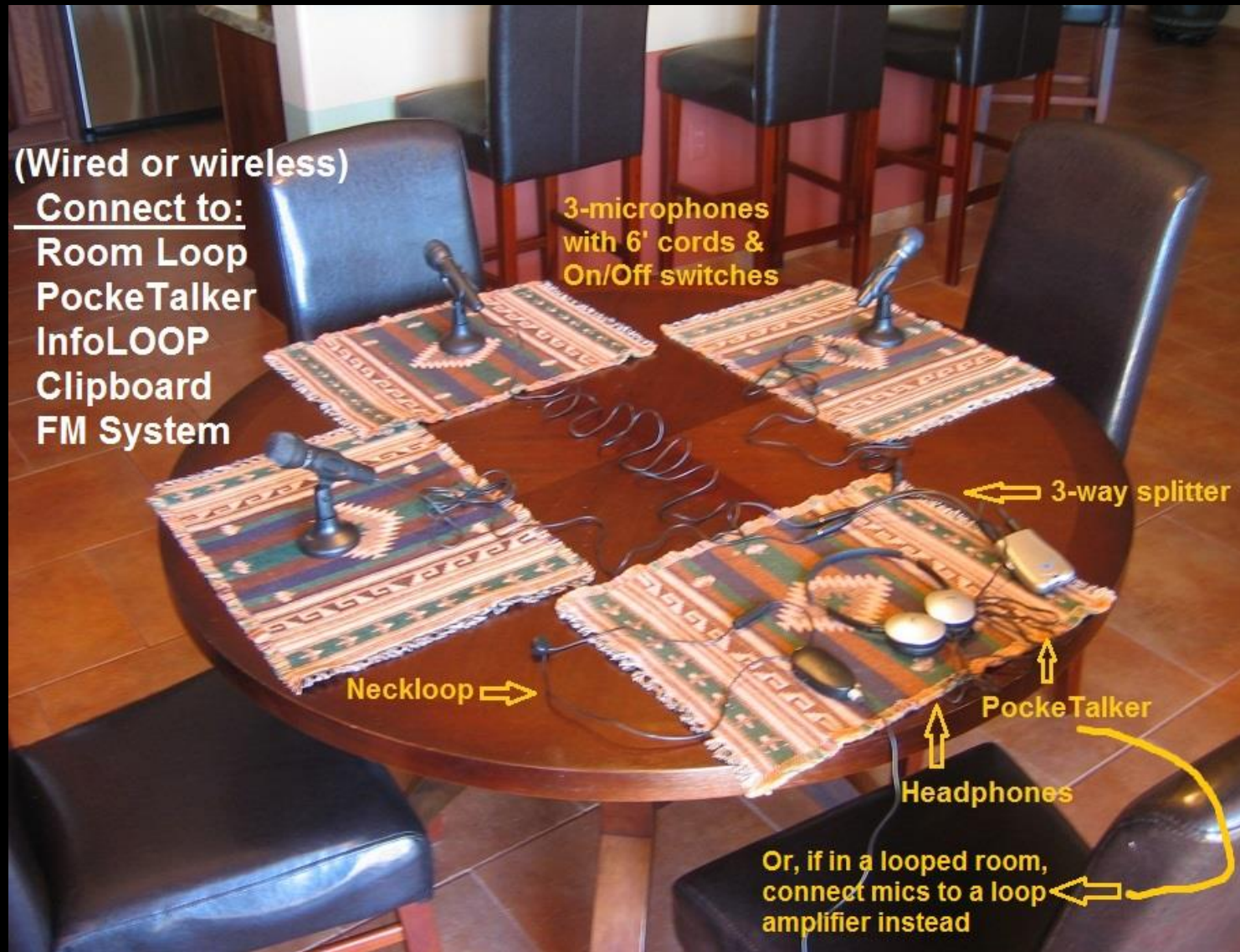
- ❖ Wired or wireless
  - - - - with a room loop
  - - - - with a neckloop
  - - - - with a InfoLoop
  - - - - with a Clipboard

# Microphones

(Wired or wireless)

Connect to:  
Room Loop  
PockeTalker  
InfoLOOP  
Clipboard  
FM System

3-microphones  
with 6' cords &  
On/Off switches

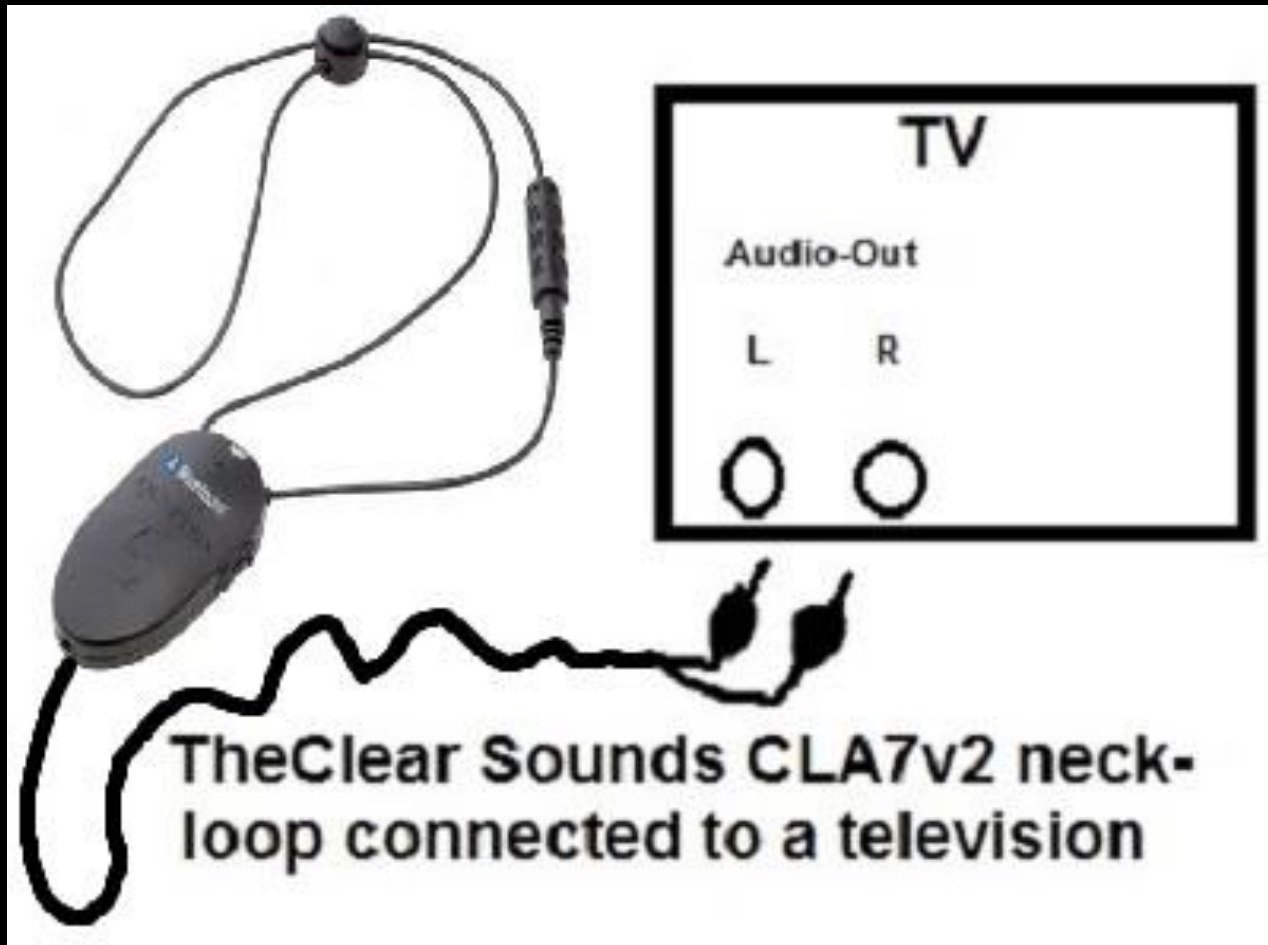


# Types of Microphones

## ❖ Wired or wireless

- - - - Lapel (Clip on)
- - - - Hand held
- - - - Conference
- - - - Others

# Using the amplified neckloop to watch TV



# Summery

- When it comes to using a “Loop” we can use our imagination to come up with innovated ways to use them.
- Can anyone suggest ways we haven't mentioned?

# Questions?

If you would like to learn more about “Looping”  
or about having one installed, contact:

[loutouchette@cox.net](mailto:loutouchette@cox.net) or (520) 625-9536

[chrisspncr06@gmail.com](mailto:chrisspncr06@gmail.com) (541) 514-6347

For demonstrations of a loop and/or associated  
equipment, contact ALOHA at:

[info@alohaaz.org](mailto:info@alohaaz.org) or call (520) 795-9887